

LIGHTED BULL NOSE TIP



TOUGH
ON ANY JOB SITE

ACCESSORIES FOR FIBERGLASS FISH STICKS



Very bright LED that stays lit inside wall

Hole to run string or wire


Small diameter will fit through 3/8" holes or larger

Connect easily to fish rod (sold separately)

MADE IN USA
of some foreign materials

FIND RODS AND WIRES EASILY

Bright and long lasting this small LED Bull Nose Tip will light up some of the darkest places. Stays lit 24 solid hours or until you turn it off. The Lighted Bull Nose Tip makes rod location and wire attachment a snap! Now you're in and out quickly and efficiently to move onto the next job.



Easy to Use:


1. Unscrew from base



2. Remove lithium battery and LED combo



3. Pull up small orange head to turn off
Push down small orange head to turn on



4. Thread into the Eagle Tool Fish Sticks, Greenlee 1/4 in., and Klein 1/4 in. fiberglass fish rods.

Item #: ETFLKIT1

Product Description: Lighted Tip for Fiberglass Fish Rod

Includes: Lighted Bull Nose Tip and LED and Battery Assembly




HOW TO TIPS AND TRICKS



FISHING WIRE USING A LIGHTED FISH ROD

You will need: Lighted Bull Nose Tip, Hook Tip, 2 Fish Rods, good quality string

- 1 Thread a good quality string line through the Lighted Tip.



- 2 Run the Fish Rod and string line up the wall to the attic.



- 3 Using the light to guide you in the attic, snag the line with a Hook Tip mounted on another Fish Rod. Pull the line towards you.

Now you have a string line in the wall, you can pull wire from the attic or from below.

